



Nivesh Mitra Workshop

For Udyami Mitra

May 2023



1. Let's understand what is 'Nivesh Mitra' ?

- Nivesh Mitra is an online platform to provide NOCs/Clearances/Licenses including Renewals & Additional Certificates required for setting up (Pre-Establishment) and running (Pre-Operation) a business in Uttar Pradesh



www.niveshmitra.up.nic.in

421

Licenses services including Pre-Establishment/Pre-Operation/Renewal & Additional Services available

36

Number of departments integrated

10.5
Lacs

Number of licenses applications have been disposed of (at 97% disposal rate) out of 10.9 lacs applications received so far on Nivesh Mitra

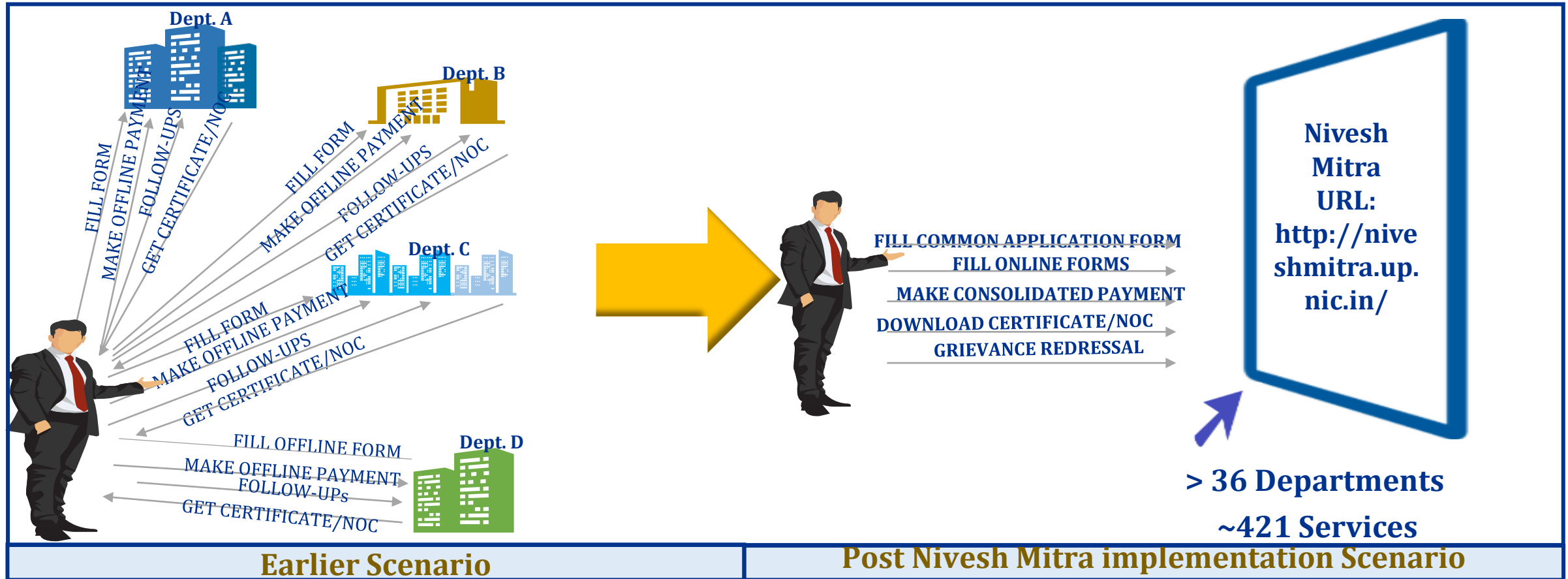
Sectoral
approvals

Besides mandatory licenses, Nivesh Mitra also offers sectoral approvals- **Medical Establishment, Drug, Film & Entertainment, Geology & Mines, Renewal energy, MSME, Agriculture, Horticulture etc.**



** Launched in feb'18 during Investor Summit 2018*

2. So, what has Nivesh Mitra simplified.....



- Issue of offline application form submission
- Remember multiple URLs of various departments
- Challenges in filling multiple dept. forms with common information
- Multiple time fee payment
- Unavailability of single point contact for status tracking

- One single Nivesh Mitra URL to remember for all department related online licenses application
- One-time common application form (CAF) option to avoid redundancy in filling common information
- Equipped with fee payment cart option
- Realtime tracking of submitted application

3. Key features of Nivesh Mitra portal...



Know Your Approvals & Incentives Wizard

Equipped with online tool for applicable Approvals and Incentives as applicable in government policies



Common Application Form(CAF)

One Time Common Information to be submitted through CAF which will auto populate in respective department level forms



Consolidated Fee Payment Option

Eliminate the requirement of fee payment for each services. Add services in your cart and pay at a time



Digitally Signed final NOC

Download your final digitally signed License/NOC through Nivesh Mitra only



Online Checklist, Procedure, Timeline and Fee details

Comprehensive checklist of documents to be submitted as part of application, procedure to apply, service delivery timeline and required fee at one place only



Third Party Verification

Other Government Agencies, Banks, etc. should be able to check the authenticity of the document online, using the certificate number or other unique reference, by visiting 'Search NOC' option available on Nivesh Mitra



Chat Bot

'Ask Me' online chat bot is available on Nivesh Mitra to address commonly asked questions by entrepreneurs



Online Grievance Redressal

Also enable entrepreneurs to online register their grievances for their timely redressal

4. List of department wise services on Nivesh Mitra

#	Department	No. of Services	#	Department	No. of Services
1	Industrial Development Authority - GREATER NOIDA	144	20	Public Works Department	2
2	Industrial Development Authority - NOIDA	67	21	Urban Development Department	2
3	Labour Department	37	22	Agriculture Department	2
4	Industrial Development Authority - UPSIDA	31	23	Uttar Pradesh Power Corporation Limited	2
5	Food Safety and Drug Administration	28		Infrastructure & Industrial Development Department	2
6	Pollution Control Board	14	24	Department	2
7	Department of Excise	13	25	Forest and Wildlife Department	2
8	Department of Weights and Measures : Legal Metrology	10	26	Information Technology Department	2
9	Industrial Development Authority - YEIDA	8		Gorakhpur Industrial Development Authority (GIDA)	1
10	Housing Department	7	27	Tourism	1
11	PICUP	6	28	Medical Health Department	1
12	Directorate of Electrical Safety	5	29	Board of Revenue, Uttar Pradesh	1
13	Horticulture Department	5	30	UPEIDA	1
14	Dairy Development	5	31	DMIC IITGNL	1
15	MSME Department	4	32	Animal Husbandry	1
16	Commercial Tax Department	4	33	Film Bandhu	1
17	Geology and Mining	3	34	Department of Stamp and Registration	1
18	Ground Water Department	3	35	Registrar Firms Societies and Chits	1
19	Uttar Pradesh Fire Services	3	36		
				Total	421

5. What are Do's & Don'ts for Departments on Nivesh Mitra....

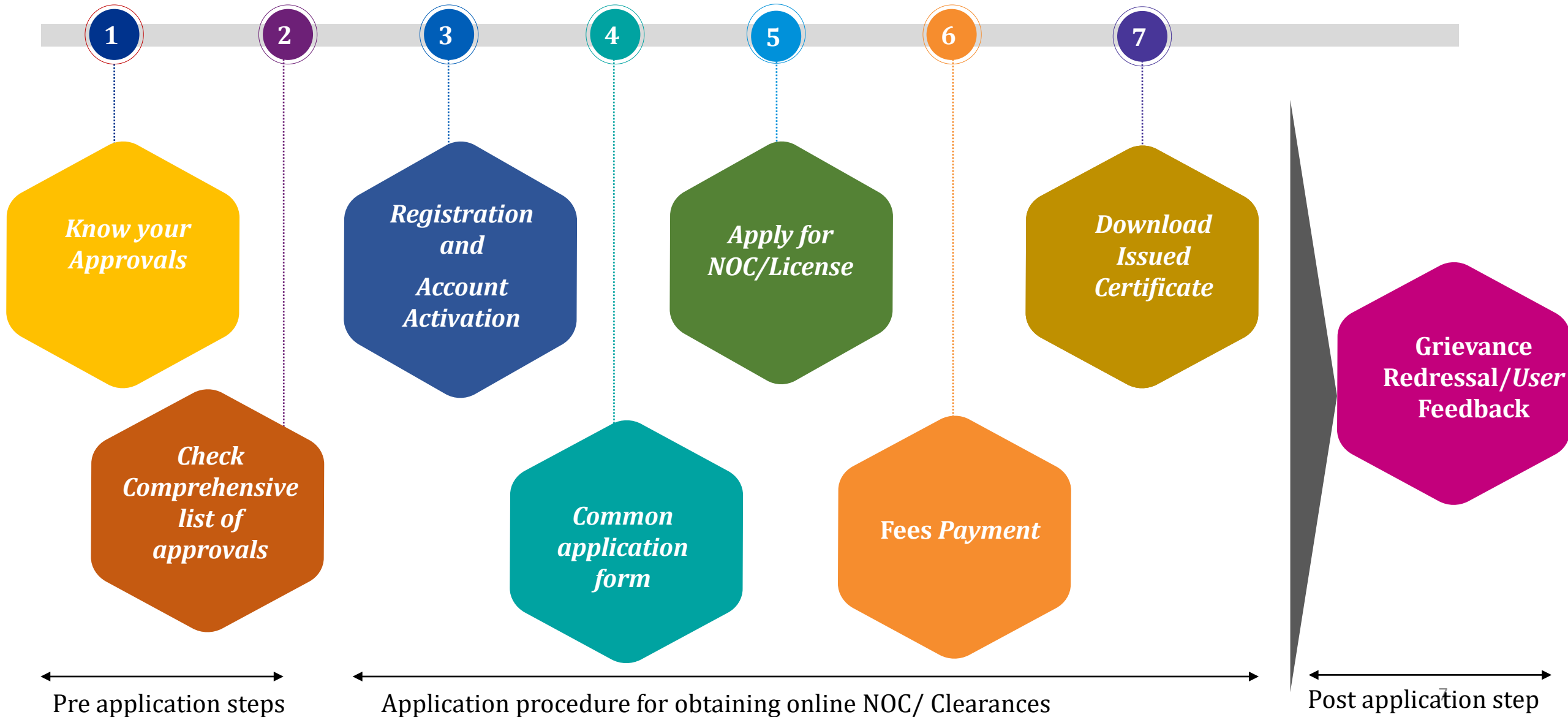
Do's

- ✓ **Applications are to be accepted through Nivesh Mitra portal *only***
- ✓ **Entire process to be Online**
 - ✓ Online application submission
 - ✓ Online fee payment
 - ✓ Online status tracking
 - ✓ Download final digitally signed NOC certificate
- ✓ **Adhere to the service delivery timelines as per the SLAs or Janhit Guarantee Adhiniyam**
- ✓ **Queries can be sought *only once* (within 7 days of receiving the application)**

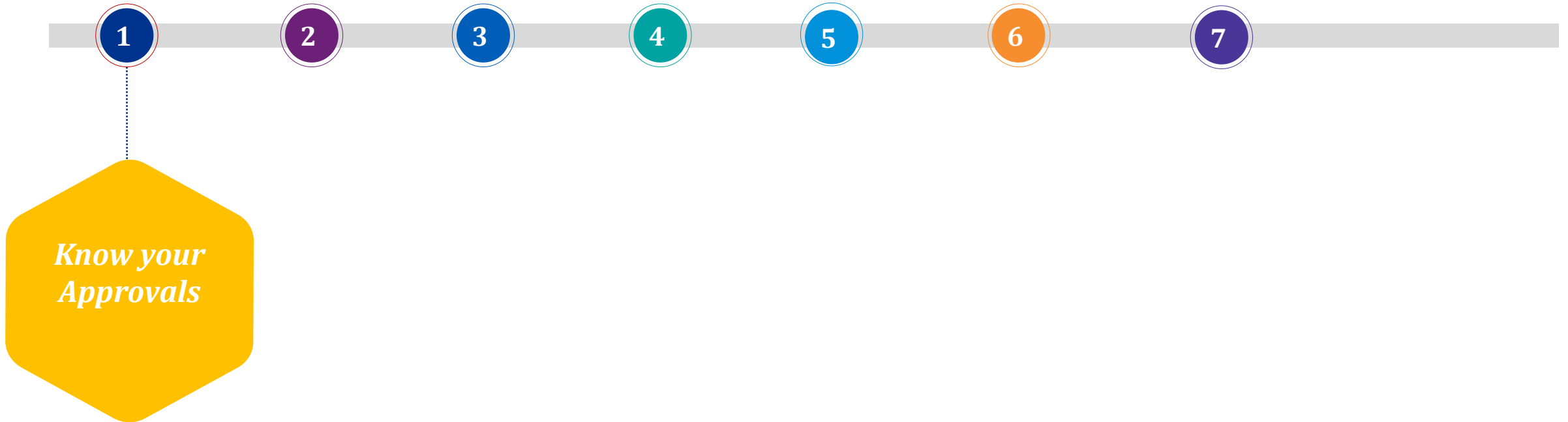
Don'ts

- ✗ ***No manual/Offline application acceptance***
- ✗ ***No application submission on Dept. Portals***
- ✗ ***No offline fee submission (cash and cheque)***
- ✗ ***Do not exceed timeline as mentioned on Nivesh Mitra Portal***

6. Let's understand how an entrepreneur applies on Nivesh Mitra 7 steps application process ...



6.1 Nivesh Mitra Process Flow ... Step-1



6.1 Know Your Approvals ... (1/3)

- Login to Nivesh Mitra portal (<https://niveshmitra.up.nic.in>) and Click on “Know Your Approval & Incentive Wizard” button.

Nivesh Mitra
Single Window System, Government of Uttar Pradesh

Navigation: About UP, Investor Assistance, Feedback, Media, Information, Contact Us, Dashboard, Login

Uttar Pradesh
Journey Towards Ease of Doing Business

Leadership:
Narendra Modi
Hon'ble Prime Minister of India
Yogi Adityanath
Hon'ble Chief Minister of Uttar Pradesh


BRAP Ranks:
14th Rank (BRAP 16)
12th Rank (BRAP 17-18)
2nd Rank (BRAP 19-20)
ACHIEVERS STATE (BRAP 20-21)








Business Reform Action Plan (BRAP), DPIIT, Govt. of India


Footer Services:
Nivesh Sarathi (Investor Relationship)
Know Your Approvals & Incentives Wizard
Land Bank
Ask Me!

6.1 Know Your Approvals ... (2/3)

Fill the “Know Your Approval” form and click on proceed button:

**Nivesh Mitra**
Single Window System, Government of Uttar Pradesh






About UP ▾Investor Assistance ▾Feedback ▾Media ▾Information ▾Contact Us ▾DashboardLogin

Know required Approvals/NOCs/Certificates

Fill the details to know required Approvals/NOCs/Certificates

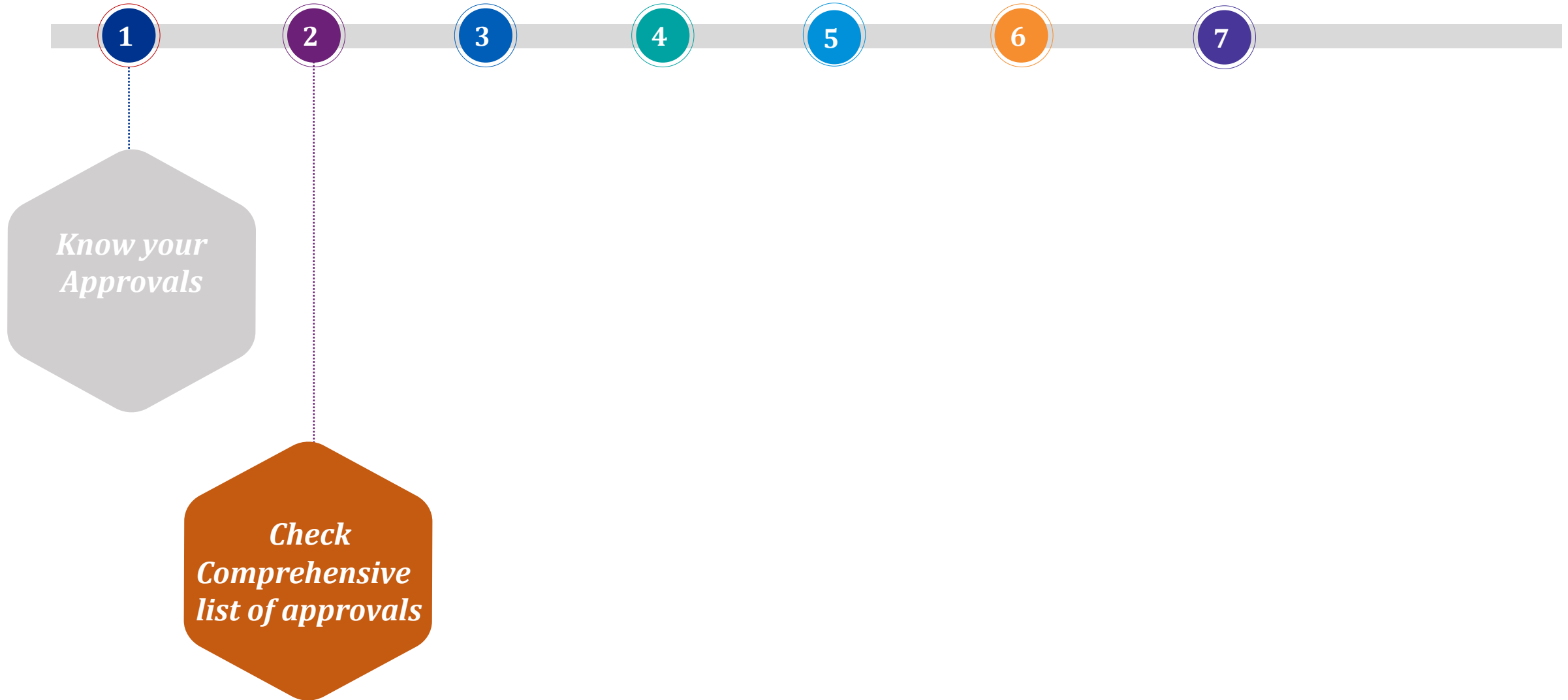
Name *	Email *	Mobile No. *
<input type="text" value="Enter Name"/>	<input type="text" value="Enter Email"/>	<input type="text" value="Enter Mobile No."/>
Nature of Activity *	Industry Type *	Select District *
<input type="text" value="Please Select"/>	<input type="text" value="Please Select"/>	<input type="text" value="Please Select"/>
Local Authority *	Investment in plant and machinery / equipment *	Organisation Type *
<input type="text" value="Please Select"/>	<input type="text" value="Enter Investment Amount In Lakh"/>	<input type="text" value="Please Select"/>
Number of Employees *	Inter-state migrant works employed(>= 5) *	Workmen to be employed as contract labour(>= 20) *
<input type="text" value="Enter Number of Employees"/>	<input type="text" value="Please Select"/>	<input type="text" value="Please Select"/>
Voltage required *	Building or Construction Activity *	Hazardous Waste Handling *
<input type="text" value="Please Select"/>	<input type="text" value="Please Select"/>	<input type="text" value="Please Select"/>
Motor transport business/ undertaking employing 2 or more workers *	Sector Type (for Incentives) :	Enter Verification Code (Case Sensitive) : *
<input type="text" value="Please Select"/>	<input type="text" value="Please Select"/>	<input type="text" value="Enter captcha Code"/>
		
<div><div>Proceed</div><div>Reset</div><div>Close</div></div>		

6.1 Know Your Approvals ... (3/3)

With respect to the filled information, the list of approval/NOC services will be displayed....

Swipe to view →				
Sr.No.	Department Name	Service Name	Time Line In Days	Category
1.	Department of Labour	Registration and grant of license under The Factories Act, 1948	30	Pre-Establishment
2.		Registration of Boilers under Indian Boilers Act, 1923	30	Pre-Operation
3.		Registration of principal employer's establishment under provision of The Contracts Labour (Regulation and Abolition) Act, 1970	30	Pre-Operation
4.		License for contractors under provision of The Contracts Labour (Regulation and Abolition) Act, 1970	30	Pre-Operation
5.		Registration under Motor Transport Act	21	Pre-Operation
6.		Registration of establishment under the Inter State Migrant Workmen (RE/CS) Act, 1979	30	Pre-Operation
7.		Registration under The Building and Other Construction Workers (Regulation of Employment and Conditions of Service) Act, 1996	30	Pre-Operation
8.	Department of Stamp and Registration	Property Registration	120	Pre-Establishment
9.	Pollution Control Board	Consent to Establish Under Air and Water Act(NOC)	120	Pre-Establishment
10.		Consent to Operate under the Air (Prevention and Control of Pollution) Act, 1981	120	Pre-Operation
11.		Consent to Operate under the Water (Prevention and Control of Pollution) Act, 1974	120	Pre-Operation
12.		Authorization under the Hazardous and Other Wastes (Management and Transboundary Movement) Rules, 2016	120	Pre-Operation
13.	Uttar Pradesh Fire Services	NOC from Fire Department (prior to commencement of construction activities) or Provisional	15	Pre-Establishment
14.	Uttar Pradesh Power Corporation Limited	Power Connection	30	Pre-Operation
15.	Forest and Wildlife Department	NOC for Tree Felling	15	Pre-Establishment
16.	Union MSME Ministry	Udyog Aadhaar (MSME)	0	

6.2 Nivesh Mitra Process Flow ... Step-2



6.2 Check Comprehensive List of Approvals ... (1/2)

- Click on **“Investor Assistance”** tab.
- Go to **“Comprehensive list of approvals, checklist, procedure & timelines”** to find out relevant documents required for checklist & procedure as well the timeline

The screenshot displays the Nivesh Mitra website, a Single Window System for the Government of Uttar Pradesh. The header includes the Government of Uttar Pradesh logo, the name Nivesh Mitra, and the tagline 'Single Window System, Government of Uttar Pradesh'. A navigation bar contains links for About UP, Investor Assistance, Feedback, Media, Information, Contact Us, Dashboard, and Login. The 'Investor Assistance' menu is open, showing options: Comprehensive List of Approvals, Checklists, Procedures & Timelines (highlighted with a red dashed box), Investment Compendium, Policy Highlights, and Industrial Parks/Estates/SEZ. The main content area features a map of Uttar Pradesh with a timeline of Business Reform Action Plan (BRAP) rankings: 14th Rank (BRAP 16), 12th Rank (BRAP 17-18), 2nd Rank (BRAP 19-20), and ACHIEVERS STATE (BRAP 20-21). The footer includes contact information for Nivesh Sarathi (Investor Relationship), a link to 'Know Your Approvals & Incentives Wizard', a 'Land Bank' link, and an 'Ask Me!' button with a robot icon.

Nivesh Mitra
Single Window System, Government of Uttar Pradesh

Investor Assistance

- Comprehensive List of Approvals, Checklists, Procedures & Timelines
- Investment Compendium
- Policy Highlights
- Industrial Parks/Estates/SEZ

Uttar Pradesh
Journey Towards
Ease of Doing Business

14th Rank
BRAP 16

12th Rank
BRAP 17-18

2nd Rank
BRAP 19-20

ACHIEVERS STATE
BRAP 20-21

Business Reform Action Plan (BRAP), DPIIT, Govt. of India

Nivesh Sarathi
(Investor Relationship)


Know Your Approvals & Incentives Wizard

Land Bank








Ask Me !


6.2 Check Comprehensive List of Approvals ... (2/2)

List of all department wise services will be displayed ...




Nivesh Mitra
Single Window System, Government of Uttar Pradesh











About UP ▾Investor Assistance ▾Feedback ▾Media ▾Information ▾Contact Us ▾DashboardLogin

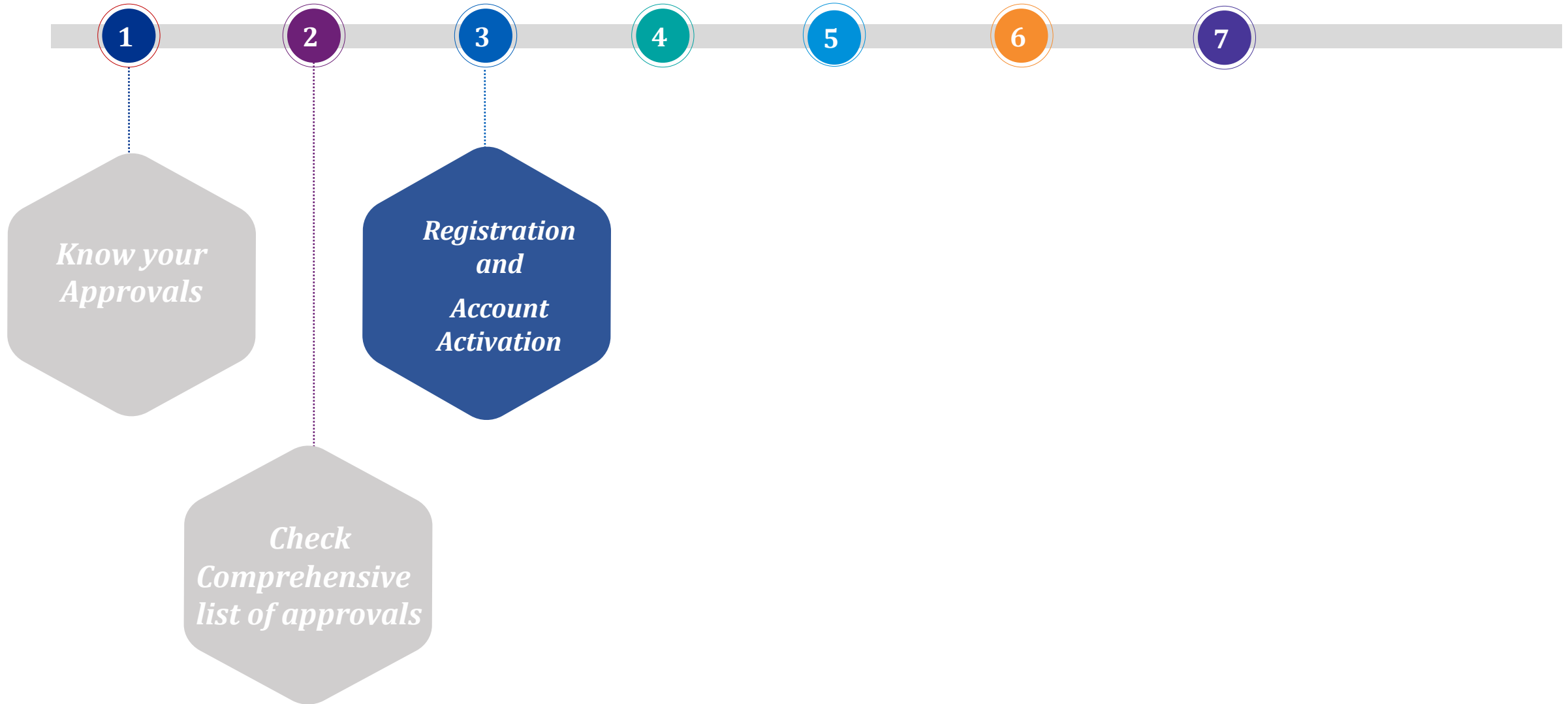
Comprehensive List of Approvals, checklist, Procedures & Timelines

 Comprehensive List of Approvals, checklist, Procedures & Timelines
(Based on feedback from licensing agencies, private sector associations and chambers)

Sr.No.	Department Name	Service/Form Name	Time Lines (In days)	Category	View (Checklist/ Procedure Link)	User Process Flow/ Department Process Flow	Govt. Order /Notification	Fee	Description
1 .	Board of Revenue Uttar Pradesh	Change of Land Use	45	Pre- Establishment	<div>VIEW1 VIEW2</div>	<div>User Process Flow Department Process Flow</div>	<div>VIEW1 VIEW2</div>	Yes	Variable Fee (Auto calculated based on inputs)
2 .	Department of Excise	Application for Licence of industrial alcohol(FL-39,40,41)	10	Pre-Operation		<div>User Process Flow Department Process Flow</div>		Yes	Variable Fee (Auto calculated based on inputs)
3 .	Department of Excise	Application to establish distillery	10	Pre-Operation	 VIEW1	<div>User Process Flow Department Process Flow</div>	 VIEW1	Yes	Variable Fee (Auto calculated based on inputs)

Click here to see complete checklist, procedure, Fee structure details etc.

6.3 Nivesh Mitra Process Flow ... Step-3



6.3 Registration & Account Activation ... (1/3)

For registration, user needs to access Nivesh Mitra portal www.niveshmitra.com and open login page as highlighted:

The screenshot shows the Nivesh Mitra portal, a Single Window System for the Government of Uttar Pradesh. The header includes the Government of Uttar Pradesh logo, the portal name, and a navigation bar with links: About UP, Investor Assistance, Feedback, Media, Information, Contact Us, Dashboard, and Login. A yellow callout box with the text 'Click here' points to the 'Login' button. The main content area features a large map of Uttar Pradesh with industrial imagery, titled 'Uttar Pradesh Journey Towards Ease of Doing Business'. To the left, there are circular portraits of Narendra Modi (Hon'ble Prime Minister of India) and Yogi Adityanath (Hon'ble Chief Minister of Uttar Pradesh). To the right, a vertical bar displays rankings: 14th Rank (BRAP 16), 12th Rank (BRAP 17-18), 2nd Rank (BRAP 19-20), and ACHIEVERS STATE (BRAP 20-21). The footer contains icons and links for Nivesh Sarathi (Investor Relationship), Know Your Approvals & Incentives Wizard, Land Bank, and an 'Ask Me!' chatbot icon.

Nivesh Mitra
Single Window System, Government of Uttar Pradesh

Uttar Pradesh
Journey Towards
Ease of Doing Business

Narendra Modi
Hon'ble Prime Minister
of India

Yogi Adityanath
Hon'ble Chief Minister
of Uttar Pradesh

14th Rank
BRAP 16

12th Rank
BRAP 17-18

2nd Rank
BRAP 19-20

ACHIEVERS STATE
BRAP 20-21

Business Reform Action Plan (BRAP), DPIIT, Govt. of India

Nivesh Sarathi
(Investor Relationship)

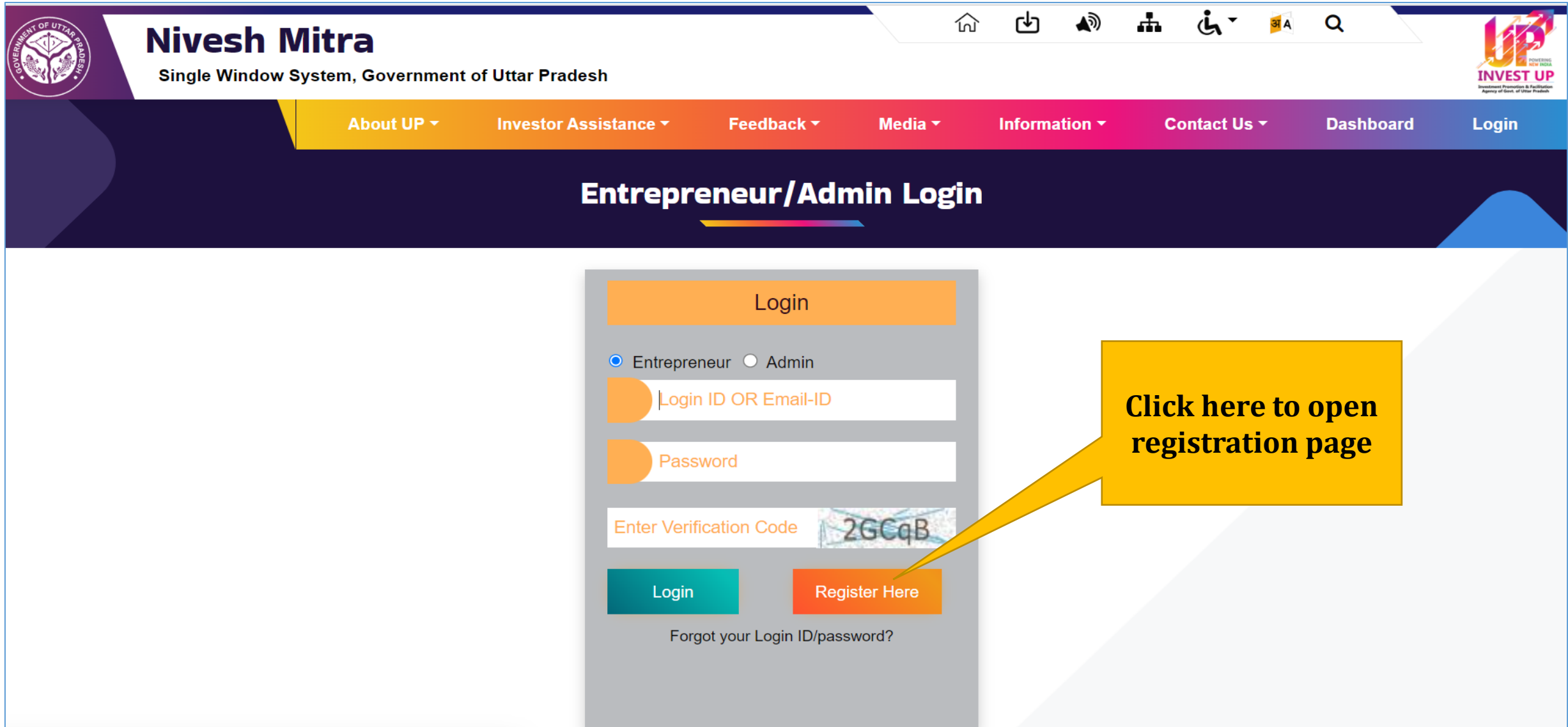
Know Your Approvals & Incentives Wizard

Land Bank

Ask Me!

6.3 Registration & Account Activation ... (2/3)

Entrepreneur needs to first register on Nivesh Mitra portal before initiating application process...



The screenshot displays the Nivesh Mitra portal, a Single Window System for the Government of Uttar Pradesh. The header includes the portal's name, logo, and navigation links. The main content area features a login form with fields for Login ID OR Email-ID, Password, and a Verification Code. A yellow callout box points to the 'Register Here' button, indicating the next step for new users.

Nivesh Mitra
Single Window System, Government of Uttar Pradesh

Navigation Links: About UP, Investor Assistance, Feedback, Media, Information, Contact Us, Dashboard, Login

Entrepreneur/Admin Login

Login

☒ Entrepreneur ☐ Admin

Login ID OR Email-ID

Password

Enter Verification Code 2GCqB

Login Register Here

Forgot your Login ID/password?

Click here to open registration page

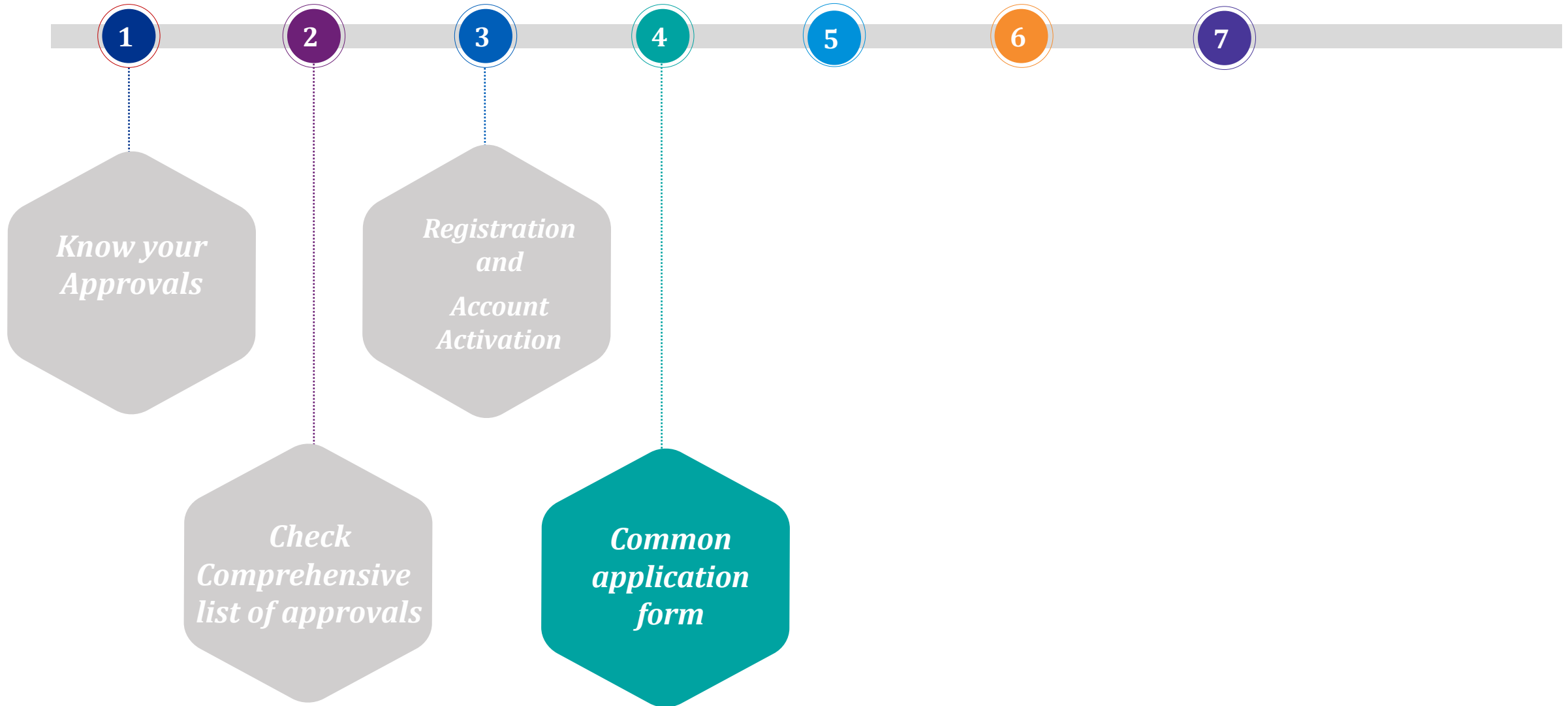
6.3 Registration & Account Activation ... (3/3)

Fill all the fields and register yourself as an Entrepreneur

The screenshot shows the 'Nivesh Mitra' website interface for entrepreneur registration. The header includes the Government of Uttar Pradesh logo, the text 'Nivesh Mitra Single Window System, Government of Uttar Pradesh', and navigation icons. A menu bar contains links: About UP, Investor Assistance, Feedback, Media, Information, Contact Us, Dashboard, and Login. The main heading is 'Registration'. The form is titled 'Entrepreneur Registration' and contains the following fields: Company/Enterprise Name, Entrepreneur First Name, Entrepreneur Last Name, Email ID, and Mobile Number. Below these fields is a 'Swipe to view' section with a 'Enter Verification Code' field and a CAPTCHA image showing 'Cg6pR'. A 'Register' button is located to the right of the verification code field. A yellow callout box points to the 'Register' button with the text: 'After successful registration, entrepreneur needs to verify his email id and mobile no. (through link received in his mail) for account verification'. At the bottom of the form, there is a link: 'Already have an Account? Login'.

Note : Applicants are encouraged to save this registered Email id and Mobile number for further Nivesh Mitra usages including recovery of login details incase applicant forgets his log in credentials.

6.4 Nivesh Mitra Process Flow ... Step-4



6.4 Fill Common Application Form ... (1/2)

- Common application form (CAF) feature saves a lot of time and effort as it requires to be filled one time and this information gets auto populated in respective departmental forms

Nivesh Mitra

AMIT Online

UPSHP190604027

Common Application Form

Home > Common Application Form

Fields marked with (*) are mandatory

Personal Details ☒ Communication Address Permanent Address **Enterprise/Unit Details**

First Name * AMIT

Last Name * RAI

Mobile No : +91 * 9555744414

Enterprise's Website Enterprise's Website

Category * GENERAL

Middle Name

Email *

DOB * 20/07/1988

34 year(s) 10 month(s) 12 and day(s)

Pan No. * BGJPK7996P

Father's / Mother's / Husband's Name * DEVENDRA PRATAP RAI

Gender * Male

Update & Next

Copyright © 2023 IT Solution powered by National Informatics Centre . Uttar Pradesh State Unit. Version 2.0.1

Fill all the three section "Personal Details", "Communication Address" & "Permanent Address" and submit all the filled information

6.4 Filling Common Application Form ... (2/2)

Create a new unit....

Nivesh Mitra

AMIT
Online

Dashboard

Fill Common Application Form

Apply For Permissions/NOC's/License

Apply for LoC/Sanction Letter

Pay Consolidated Fee

Reconcile Your Consolidated Payment By Double Verification Mode

Need Any Help file the Grievance/Feedback

Check Your Grievance Status

Change Password

My Profile

Legend Used For Status Display

Unit Details [Add Unit](#)

Home

☒ New Unit Details ☐ Update Existing Unit Details

Reset

All (*) fields are mandatory

Add Unit Location Of The Unit Authorised Person Details Verify Authorised Person Email ID and Mobile No

Name of the Unit *
AMIT NIVESH

Nature of Activity *
Please Select

No Of Employees *
No Of Employees

Estimated Project Cost(in INR) *
Estimated Project Cost(In INR)

Organization Type *
Please Select

Industry Type *
Please Select

Project Status *
Please Select

Expected/Actual Date of Start of Manufacturing/Services/Trading/Business *
Expected date(dd/mm/yyyy)

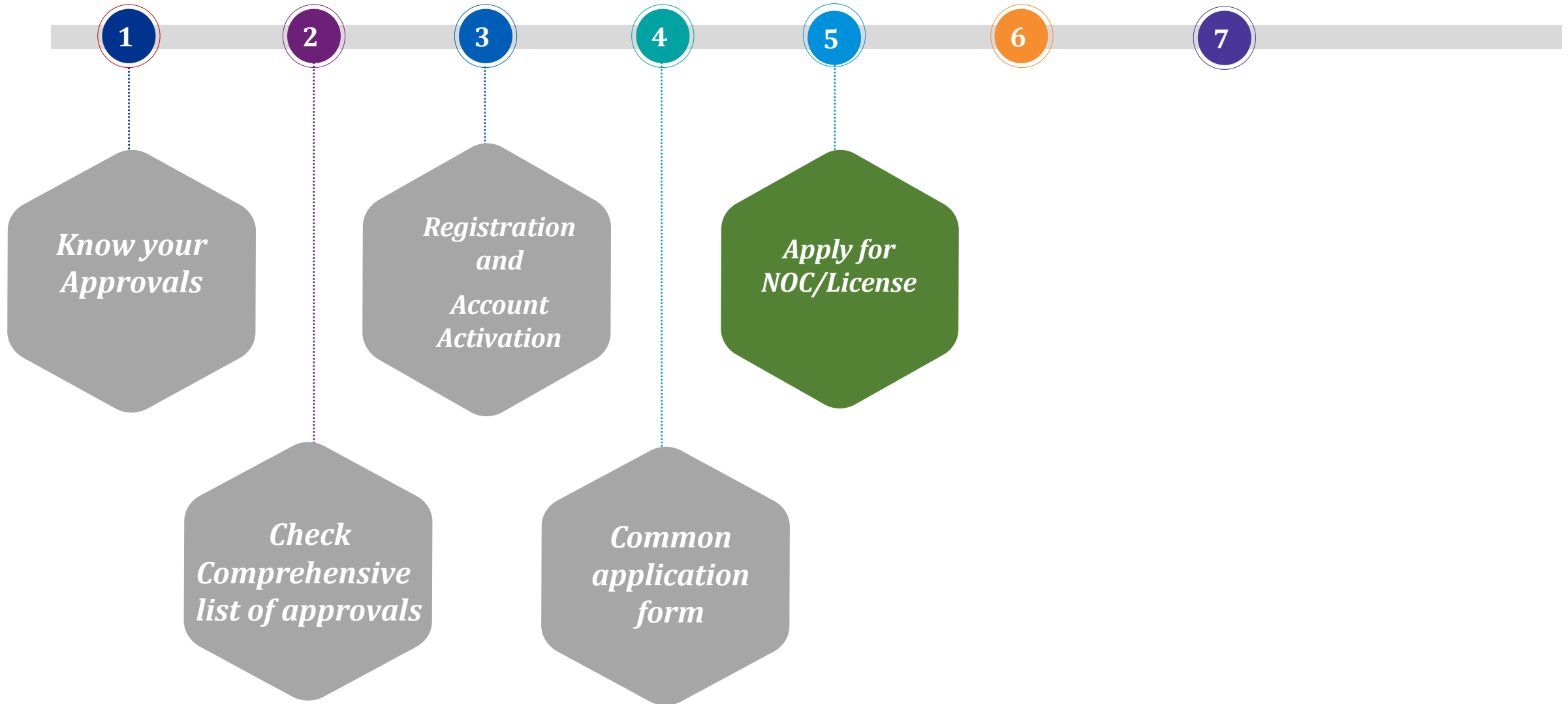
Unit Category(Investment on Plant/Machinery/Equipment) *
Please Select

Estimated Annual Turnover (In INR) *
Estimated Annual Turnover

Save & Next

Fill all the tab Add Unit, Location of the Unit, Authorized Person Details & Verify Authorized Person Details for Unit Creation

6.5 Nivesh Mitra Process Flow ... Step-5



6.5 Apply for Permission/NOC/License ... (1/2)

Nivesh Mitra UPSHP190604027

Click here"

Dashboard

Fill Common Application Form

Apply For Permissions/NOC's/License

Apply for LoC/Sanction Letter

Pay Consolidated Fee

Reconcile Your Consolidated Payment By Double Verification Mode

Need Any Help file the Grievance/Feedback

Check Your Grievance Status

Change Password

My Profile

Apply For Permissions/NOCs/Licenses/Incentive

Select Enterprise/Unit for which Departments Permissions/NOCs/Licenses/Certificates/Incentive etc. are needed

UPSHP19060402701 - AMIT NIVESH

Sr.No.	Department	Service Details
1.	Department of Labour	<div>Registration under UP Shops and Establishment Act, 1962 <input type="checkbox"/></div> <div>Renewal under UP Shops and Establishment Act, 1962 <input type="checkbox"/></div> <div>Approval of plan and permission to construct/extend/or take into use any building as a factory under the Factories Act, 1948 <input type="checkbox"/></div> <div>Registration and grant of license under The Factories Act, 1948 <input type="checkbox"/></div> <div>Renewal of license under The Factories Act, 1948 <input type="checkbox"/></div> <div>Registration of Boilers under Indian Boilers Act, 1923 <input type="checkbox"/></div> <div>Renewal of Boilers under Indian Boilers Act, 1923 <input type="checkbox"/></div> <div>Approval of Boiler Manufacturer <input type="checkbox"/></div> <div>Renewal of Boiler Manufacturer <input type="checkbox"/></div>

- Under each selected department, a list of online available services shall appear as shown above
- Select the applicable service for which license/NOC is required by clicking on the corresponding checkboxes
- Scroll down to the bottom and click on "Proceed" button

6.5 Apply for Permission/NOC/License... (2/2)

Nivesh Mitra

AMIT
Online

Dashboard

Fill Common Application Form

Apply For Permissions/NOC's/License

Apply for LoC/Sanction Letter

Pay Consolidated Fee

Reconcile Your Consolidated Payment By Double Verification Mode

Need Any Help file the Grievance/Feedback

Check Your Grievance Status

Change Password

My Profile

Legend Used For Status Display

Apply For Permissions/NOCs/Licenses/Incentive

Select Enterprise/Unit for which Departments Permissions/NOCs/Licenses/Certificates/Incentive etc. are needed
UPSWP19060402701 - AMIT NIVESH

Select Department Name
Pollution Control Board

Select Service Name
Consent to Establish Under Air and Water Act(NOC)

Reset Choice

View Applied Application

New Application

Reset

Sr.No.	Department	Form Name										
1.	Pollution Control Board	<table><thead><tr><th>Sr.No.</th><th>Service Name Application ID</th><th>Form Status Status Change Date</th><th>Current Remarks</th><th>Fill/View Form</th></tr></thead><tbody><tr><td>1.</td><td>Consent to Establish Under Air and Water Act(NOC) 19060402701030010001</td><td><div>SAVE AS DRAFT</div><div>NA</div></td><td>New Request Initiated</td><td></td></tr></tbody></table>	Sr.No.	Service Name Application ID	Form Status Status Change Date	Current Remarks	Fill/View Form	1.	Consent to Establish Under Air and Water Act(NOC) 19060402701030010001	<div>SAVE AS DRAFT</div> <div>NA</div>	New Request Initiated	
Sr.No.	Service Name Application ID	Form Status Status Change Date	Current Remarks	Fill/View Form								
1.	Consent to Establish Under Air and Water Act(NOC) 19060402701030010001	<div>SAVE AS DRAFT</div> <div>NA</div>	New Request Initiated									

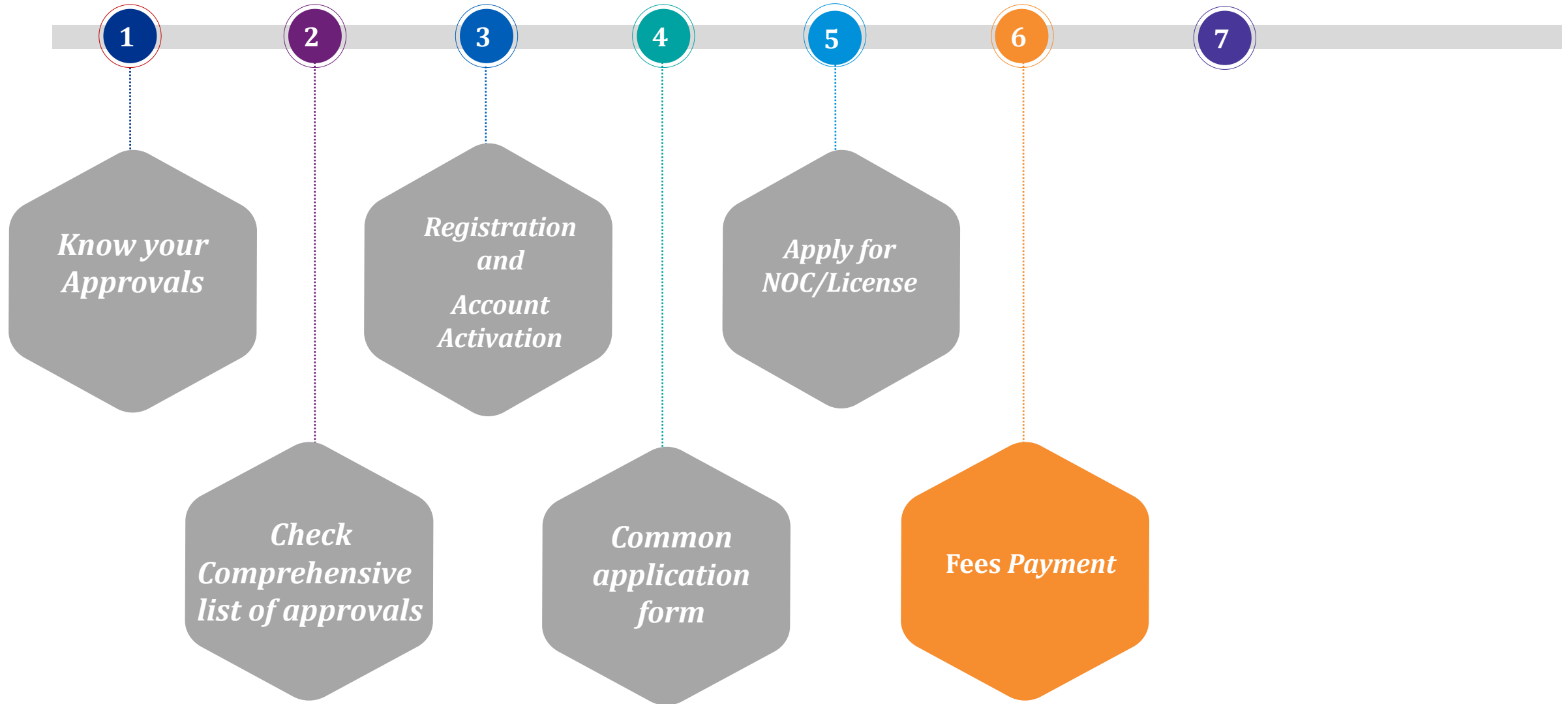
Copyright © 2023 IT Solution powered by National Informatics Centre . Uttar Pradesh State Unit.

Version 2.0.1

Click on “Fill View Form” to avail desired license service

Click on the green button in the “Fill/View Form” Column to open the licenses’ application form

6.6 Nivesh Mitra Process Flow ... Step-6



6.6 Online Fees Payment...

- Nivesh Mitra is equipped with '**Consolidated Fee Payment**' option wherein entrepreneur can make one single payment for all applied licenses rather than making individual payment (Just Like Add Cart option available on e-commerce website)
- From the "Select Enterprise/Unit Name" dropdown, select your business/unit for which license/NOC is required
- Choose the services for which you want to pay by clicking on the checkboxes
- The total fees to be paid for all the applications will appear as shown below

Nivesh Mitra

AMIT
● Online

Dashboard

Fill Common Application Form

Apply For Permissions/NOC's/License

Apply for LoC/Sanction Letter

Pay Consolidated Fee

Reconcile Your Consolidated Payment By Double Verification Mode

Need Any Help file the Grievance/Feedback

Check Your Grievance Status

Change Password

My Profile

Legend Used For Status Display

Pay Consolidated Fee

Select Enterprise/Unit Name: UPSWP19060402701 - AMIT NIVESH

View Fee Deposition Details

Sr.No.	Department Name	Service Name	Required Amount Of Fee In (INR)	Select To Pay/Payment Status
1.	Directorate of Electrical Safety	Initial Inspection of Generating Set	4000	<input checked="" type="checkbox"/>
2.	Directorate of Electrical Safety	Periodical Inspection under regulation - 30	1350	<input type="checkbox"/>
3.	Agriculture Department	Grant of License Authorization Letter to Sell Storage of fertilisers	2251	Payment In Process
4.	Agriculture Department	Grant of License to sell Stock or exhibit for sale or distribute insecticides	1500	Payment In Process

Total Amount: 4000

Proceed

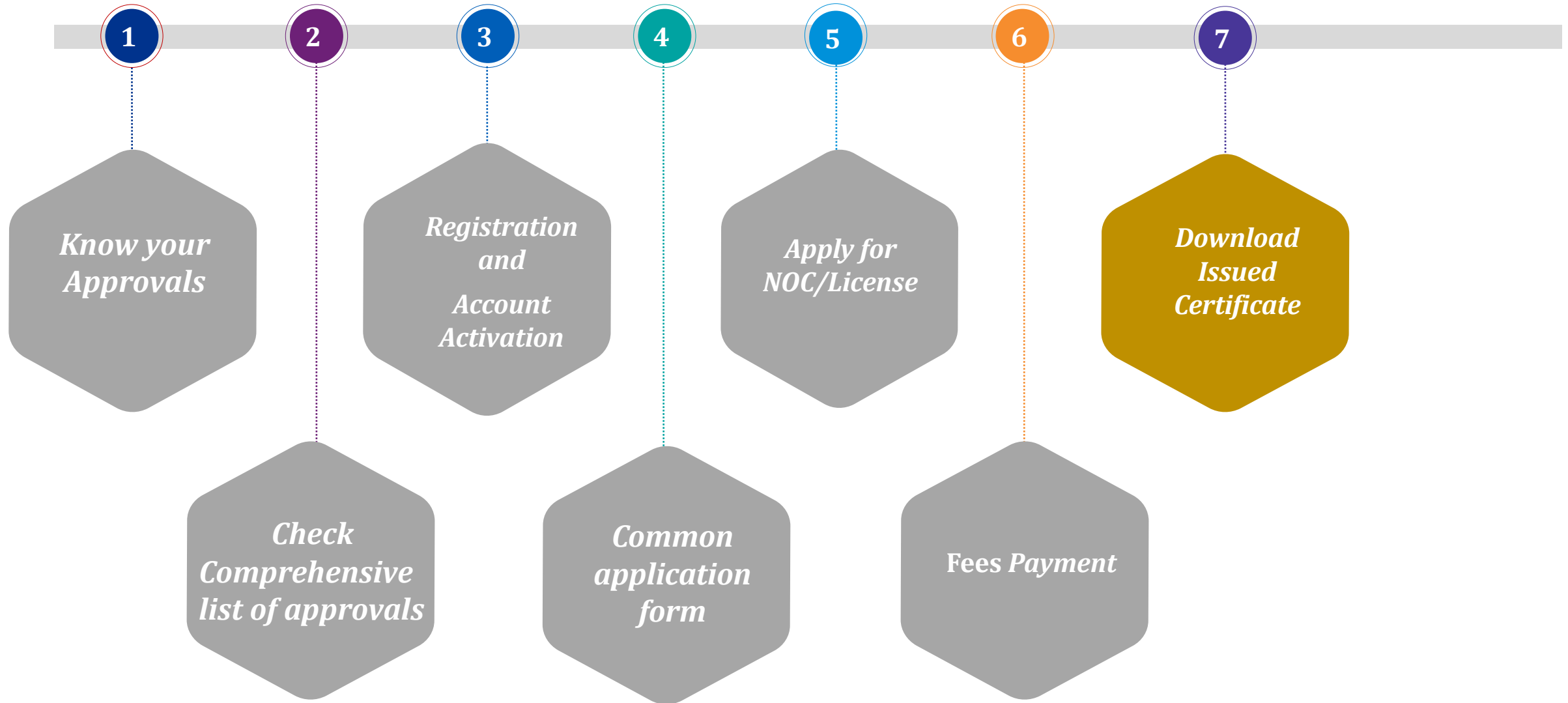
Process': [Click here to Verify your payment using double verification mode](#)

(Make only after 20 Min. of your payment initiation)

Copyright © 2023 IT Solution powered by National Informatics Centre . Uttar Pradesh State Unit.

Version 2.0.1

6.7 Nivesh Mitra Process Flow ... Step-7



6.7 Download Issued Certificates ... (1/3)

The screenshot displays the Nivesh Mitra Entrepreneur Dashboard. The left sidebar contains a menu with the following items: Dashboard (highlighted with a red dashed box), Fill Common Application Form, Apply For Permissions/NOC's/License, Apply for LoC/Sanction Letter, Pay Consolidated Fee, Reconcile Your Consolidated Payment By Double Verification Mode, Need Any Help file the Grievance/Feedback, Check Your Grievance Status, Change Password, My Profile, and Legend Used For Status Display. The main dashboard area shows a grid of status tiles. The first tile, 'CERTIFICATE/NOC IS...', is highlighted with a red dashed box and has a yellow callout box pointing to its 'More info' link. The other tiles include: FORM SUBMITTED (0), PENDING (0), QUERY/OBJECTION (0), REJECTED (0), FORWARDED (0), FORM RE-SUBMITTED (0), SAVE AS DRAFT (35), APPROVED (0), FEE PAID (0), and INPROCESS (1). A 'View Other Status +' button is located at the bottom right of the dashboard.

Click here to see the list of issued certificate/license/NOC

- To download the issued certificate, entrepreneur needs to login on Nivesh Mitra
- Click on “Dashboard” to track the status of various applied licenses applications, select CERTIFICATE/NOC ISSUED button as shown above to download digitally signed NOC

6.7 Download Issued Certificates ... (2/3)

Post clicking on Certificate/NOC issued button, all issued NOCs shall be ready to download as shown below. By clicking on below icon, digitally signed NOC can be downloaded without physically visiting any departments.

The screenshot displays the 'Entrepreneur Dashboard' for a user named Nivesh Mitra. The dashboard features a sidebar with navigation options and a main area with status cards. A red dashed box highlights the 'Certificate/NOC IS...' card, which shows a count of 7 and a 'More info' link. Other status cards include 'FORM SUBMITTED' (0), 'PENDING' (0), 'QUERY/OBJECTION' (0), 'REJECTED' (0), 'FORWARDED' (0), 'FORM RE-SUBMITTED' (0), 'SAVE AS DRAFT' (35), 'APPROVED' (0), 'FEE PAID' (0), and 'INPROCESS' (1). A 'View Other Status' button is located at the bottom right of the dashboard.

Status	Count	Action
CERTIFICATE/NOC IS...	7	More info
FORM SUBMITTED	0	More info
PENDING	0	More info
QUERY/OBJECTION	0	More info
REJECTED	0	More info
FORWARDED	0	More info
FORM RE-SUBMITTED	0	More info
SAVE AS DRAFT	35	More info
APPROVED	0	More info
FEE PAID	0	More info
INPROCESS	1	More info

- Please note- This is the step wherein **User Feedback** is collated from respective entrepreneur before downloading this NOC.
- *User feedback is being collected on 3 key parameters i.e., Overall, Nivesh Mitra experience/ Department level experience and whether the user was asked to physically visit any department OR not.*

6.7 Download Issued Certificates ... (3/3)

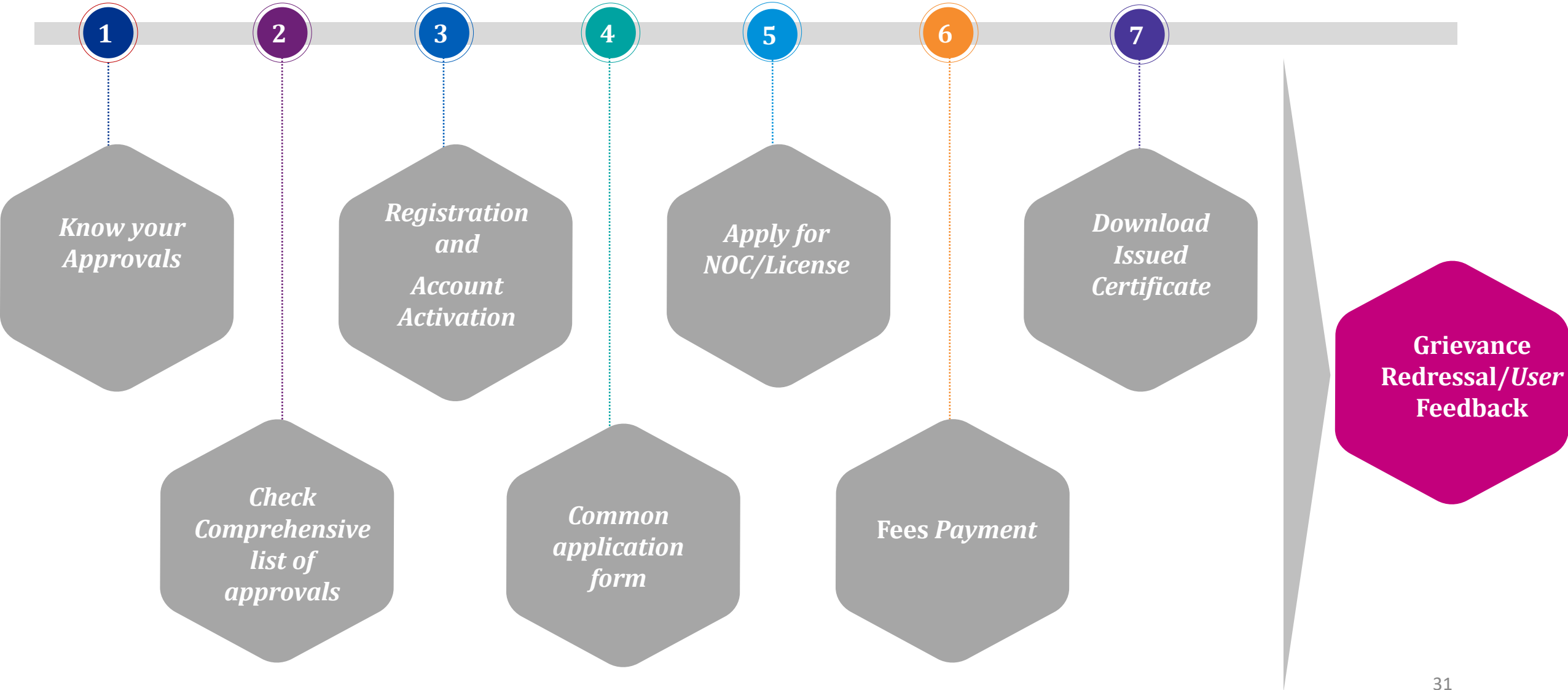
Post clicking on Certificate/NOC issued button, all issued NOCs shall be ready to download as shown below. By clicking on below icon, digitally signed NOC can be downloaded without physically visiting any departments.

The screenshot displays the 'Entrepreneur Dashboard' for a user named VIVEK. The dashboard includes a sidebar with navigation options like 'Dashboard', 'Fill Common Application Form', 'Apply For Permissions/NOC's/License', 'Apply for LOC', 'Pay Consolidated Fee', 'Reconcile Your Consolidated Payment', 'Need Any Help file the Grievance/Feedback', 'Change Password', 'My Profile', and 'Legend Used For Status Display'. The main area shows several status cards: 'CERTIFICATE/NOC ISSUED' (58), 'REJECTED' (35), 'APPROVED' (0), 'FORM SUBMITTED' (0), 'FORWARDED' (0), 'FEE PAID' (0), 'PENDING' (0), and 'QUERY/OBJECTION' (0). A yellow callout box points to the 'CERTIFICATE/NOC ISSUED' card with the text 'Click here to download the issued certificate/license/NOC'. Below these cards is a table with columns: S. NO., Department Name, Unit/Industry Details, District Name, Request ID, Service/Form Name, Service Delivery In Days, Proposed Service Delivery Date, Days Left For The Delivery (excluding Holidays), Form Status, Status Change Date, Application Submission Date, and Print Application URL. The table lists two entries for the Directorate of Electrical Safety, both with a status of 'CERTIFICATE/NOC ISSUED'.

S. NO.	Department Name	Unit/Industry Details	District Name	Request ID	Service/Form Name	Service Delivery In Days	Proposed Service Delivery Date	Days Left For The Delivery (excluding Holidays)	Form Status	Status Change Date:	Application Submission Date:	Print Application URL
1.	Directorate of Electrical Safety	VIVEK KUMAR UPSWP20000085501	LUCKNOW	20000085501160050001	Periodical Inspection under regulation - 30	15	01/10/2020		CERTIFICATE/NOC ISSUED	14/09/2020 14/09/2020		CERTIFICATE/NOC ISSUED from concern department Assistant Director 21VSNOC05000061
2.				20000085501160020001	Initial Inspection of Medium Pressure Installation	4	22/07/2020		CERTIFICATE/NOC ISSUED	17/07/2020		CERTIFICATE/NOC ISSUED from concern department 21VSNOC02000006

- Please note- This is the step wherein **User Feedback** is collated from respective entrepreneur before downloading this NOC.
- *User feedback is being collected on 3 key parameters i.e., Overall, Nivesh Mitra experience/ Department level experience and whether the user was asked to physically visit any department OR not.*

7. Online grievance registration on Nivesh Mitra....



7.1 Grievance Registration... (1/2)

- During the process, in case of any grievances, Entrepreneur can directly register grievance online using online **Grievance Redressal System** available on Nivesh Mitra as shown below:

The screenshot displays the Nivesh Mitra website, a Single Window System for the Government of Uttar Pradesh. The header includes the Government of Uttar Pradesh logo, the text "Nivesh Mitra Single Window System, Government of Uttar Pradesh", and a navigation bar with links: About UP, Investor Assistance, Feedback, Media, Contact Us, Dashboard, and Login. A yellow callout bubble with the text "Click here" points to the "Query/Grievance Redressal" link, which is highlighted with a red dashed box. Below the navigation bar, the main content area features a large map of Uttar Pradesh with a factory and power plant overlay. To the left of the map are circular portraits of Narendra Modi (Hon'ble Prime Minister of India) and Yogi Adityanath (Hon'ble Chief Minister of Uttar Pradesh). To the right of the map is a graphic titled "Uttar Pradesh Journey Towards Ease of Doing Business" showing a progression of ranks: 14th Rank (BRAP 16), 12th Rank (BRAP 17-18), 2nd Rank (BRAP 19-20), and ACHIEVERS STATE (BRAP 20-21). The bottom of the page has a footer with icons and text: Nivesh Sarathi, Know Your Approvals & Land Bank, and an "Ask Me!" button.

Nivesh Mitra
Single Window System, Government of Uttar Pradesh

Navigation: About UP, Investor Assistance, Feedback, Media, Contact Us, Dashboard, Login

Key Links: Draft Business Regulation, **Query/Grievance Redressal**

Uttar Pradesh
Journey Towards Ease of Doing Business

Ranks and BRAP Scores:

Rank	BRAP Score
14th Rank	BRAP 16
12th Rank	BRAP 17-18
2nd Rank	BRAP 19-20
ACHIEVERS STATE	BRAP 20-21

Business Reform Action Plan (BRAP), DPIIT, Govt. of India


Footer: Nivesh Sarathi, Know Your Approvals & Land Bank, Ask Me!

7.1 Grievance Registration Form... (2/2)

Track Your Query/Grievance

Enter Reference Number:

Enter Verification Code (Case Sensitive) :



Search

Query/Grievance Submission Form

All fields are mandatory

Raise Your Query/Grievance

Grievance Related to
Swipe to view →
☐ Department or their Services on Nivesh Mitra
☐ Others (Portal or Invest UP related)

Select Subject:

Grievance Description :

Click here to submit grievance

Organisation/Business Name :


Full Name :

Mobile No. :

E-Mail ID :

Select District:

Enter Verification Code (Case Sensitive) :



Submit **Reset**

Note:
1. Your details will be used for correspondence only and kept confidential. We will make every attempt to respond to all valid queries.
2. A response will be given to every valid query, question, etc.

8. Nivesh Mitra Virtual Assistant... (1/2)

Click on the chatbot icon as highlighted below and initiate a chat through a designated chat window:

The screenshot displays the Nivesh Mitra website, a platform for investor assistance in Uttar Pradesh. The header includes the Government of Uttar Pradesh logo, the title "Nivesh Mitra", and the subtitle "Single Window System, Government of Uttar Pradesh". A navigation bar contains links for "About UP", "Investor Assistance", "Feedback", "Media", "Information", "Contact Us", "Dashboard", and "Login". The main content area features a large map of Uttar Pradesh with the text "Uttar Pradesh Journey Towards Ease of Doing Business". To the left, circular portraits of Narendra Modi (Hon'ble Prime Minister of India) and Yogi Adityanath (Hon'ble Chief Minister of Uttar Pradesh) are shown. On the right, a vertical timeline highlights achievements: "12th Rank" (BRAP 16), "2nd Rank" (BRAP 17-18), and "ACHIEVERS STATE" (BRAP 20-21). A yellow callout box with the text "Click here for chat assistance" points to a chatbot icon in the bottom right corner, which is enclosed in a red dashed border. The bottom navigation bar includes icons and labels for "Nivesh Sarathi (Investor Relationship)", "Know Your Approvals & Incentives Wizard", "Land Bank", and "Ask Me!".

8. Nivesh Mitra Virtual Assistant... (2/3)

Chatbot presents a set of options to choose from. These options include general inquiries like “Registration/ Login Related, OTP Related, NOC/License/Certificate Related and Policy related ”

The screenshot displays the Nivesh Mitra website, a Single Window System for the Government of Uttar Pradesh. The header includes the Government of Uttar Pradesh logo, the text "Nivesh Mitra Single Window System, Government of Uttar Pradesh", and a navigation bar with links: About UP, Investor Assistance, Feedback, Media, Information, Contact Us, Dashboard, and Login. The main banner features a map of Uttar Pradesh with a factory overlay, the text "Uttar Pradesh", and a yellow callout box that says "Click here for chat assistance". On the left, there are circular portraits of Narendra Modi (Hon'ble Prime Minister of India) and Yogi Adityanath (Hon'ble Chief Minister of Uttar Pradesh). The bottom section includes icons and text for "Nivesh Sarathi (Investor Relationship)" and "Know Your Approvals & Incentives Wizard". On the right, a chatbot window titled "Nivesh Mitra Virtual Assistant" is open, showing a welcome message and a list of service categories: Registration / Login Related, Application FAQ, Service / Approval Related, OTP Related, Fee Related, NOC / License / Certificate Related, Policies Related, and Reach Us. The chatbot window also has a text input field and a "Type your message here.." button.

Nivesh Mitra
Single Window System, Government of Uttar Pradesh

Uttar Pradesh

Click here for chat assistance

Narendra Modi
Hon'ble Prime Minister of India

Yogi Adityanath
Hon'ble Chief Minister of Uttar Pradesh

Nivesh Sarathi
(Investor Relationship)

Know Your Approvals & Incentives Wizard

Nivesh Mitra Virtual Assistant

Welcome to Nivesh Mitra. I am your Virtual Assistant deployed for queries on the services offered by Nivesh Mitra.

Would you like to know about the following:

- Registration / Login Related
- Application FAQ
- Service / Approval Related
- OTP Related
- Fee Related
- NOC / License / Certificate Related
- Policies Related
- Reach Us

Type your message here..

Powered By Dhvani - Chatbot as a Service (NIC UP)

8. Nivesh Mitra Virtual Assistant... (3/3)

- Entrepreneur selects the **appropriate category** which matches best with their query or concern.
- Based on the selected category, chatbot asks the user to select specific issue-listed below. On that basis, chatbot generates a response post analysis of user's query. The response will be a pre-defined answer from a knowledge base, based on the context and intent.

Nivesh Mitra
Single Window System, Government of Uttar Pradesh

Home Download Audio Social Media Accessibility Search

INVEST UP
Investment Promotion & Facilitation
Agency of Govt. of Uttar Pradesh

About UP ▾ Investor Assistance ▾ Feedback ▾ Media ▾ Information ▾ Contact Us ▾ Dashboard Login

Narendra Modi
Hon'ble Prime Minister of India

Yogi Adityanath
Hon'ble Chief Minister of Uttar Pradesh

On choosing Registration/Login Related

14th Rank

BRAP 16 BRAP 17-19

Business Reform Action Plan

Nivesh Sarathi
(Investor Relationship)

Know Your Approvals & Incentives Wizard

Nivesh Mitra Virtual Assistant

Welcome to Nivesh Mitra. I am your Virtual Assistant deployed for queries on the services offered by Nivesh Mitra.

Would you like to know about the following:

Registration / Login Related

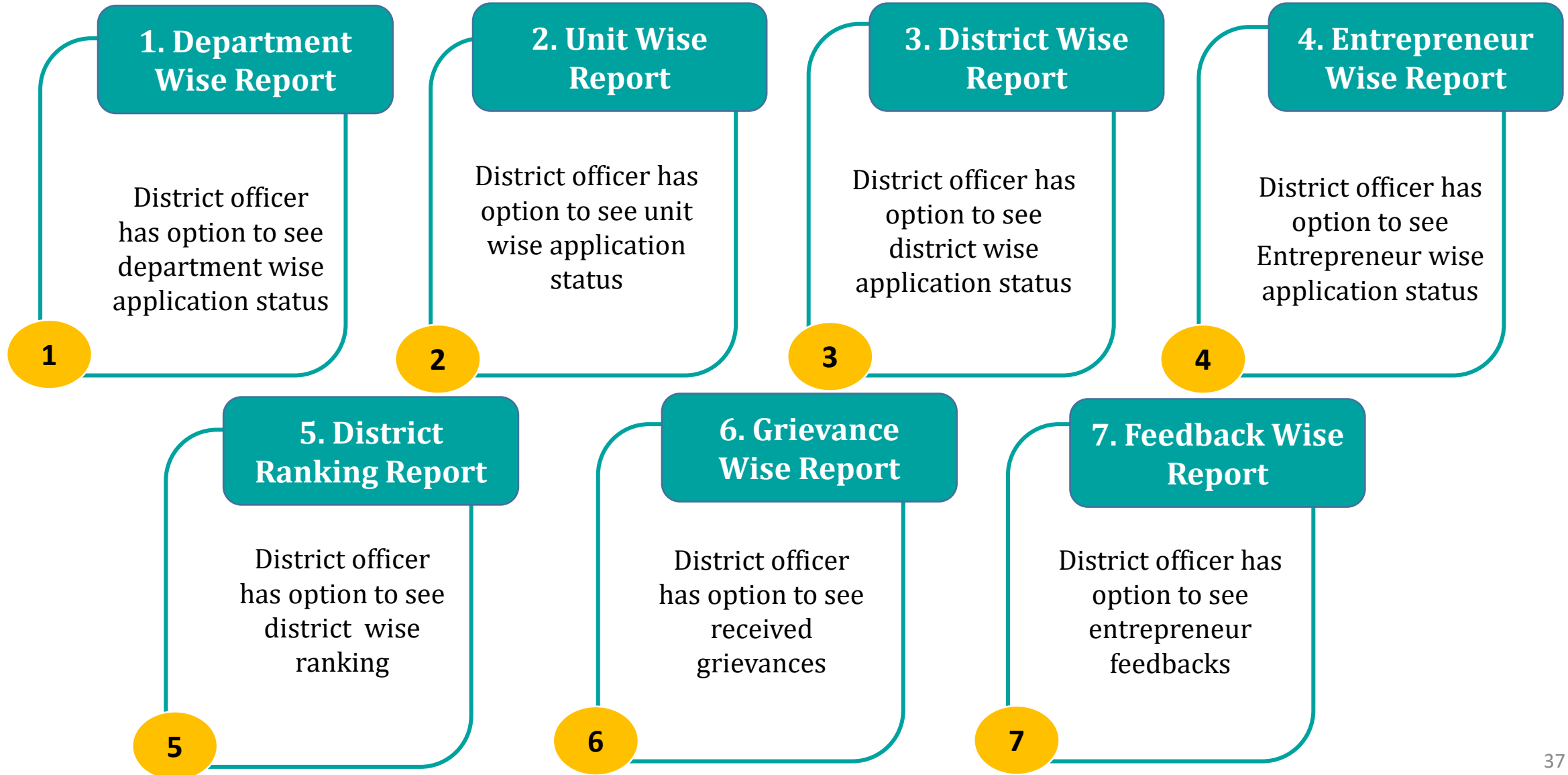
Would you like to know about the following:

- How do I complete the registration process?
- How to fill the Common Application Form?
- Back

Type your message here..

Powered By Dhvani - Chatbot as a Service (NIC UP)

9. Nivesh Mitra – Reporting Module



Reach out to us in case of any query

@

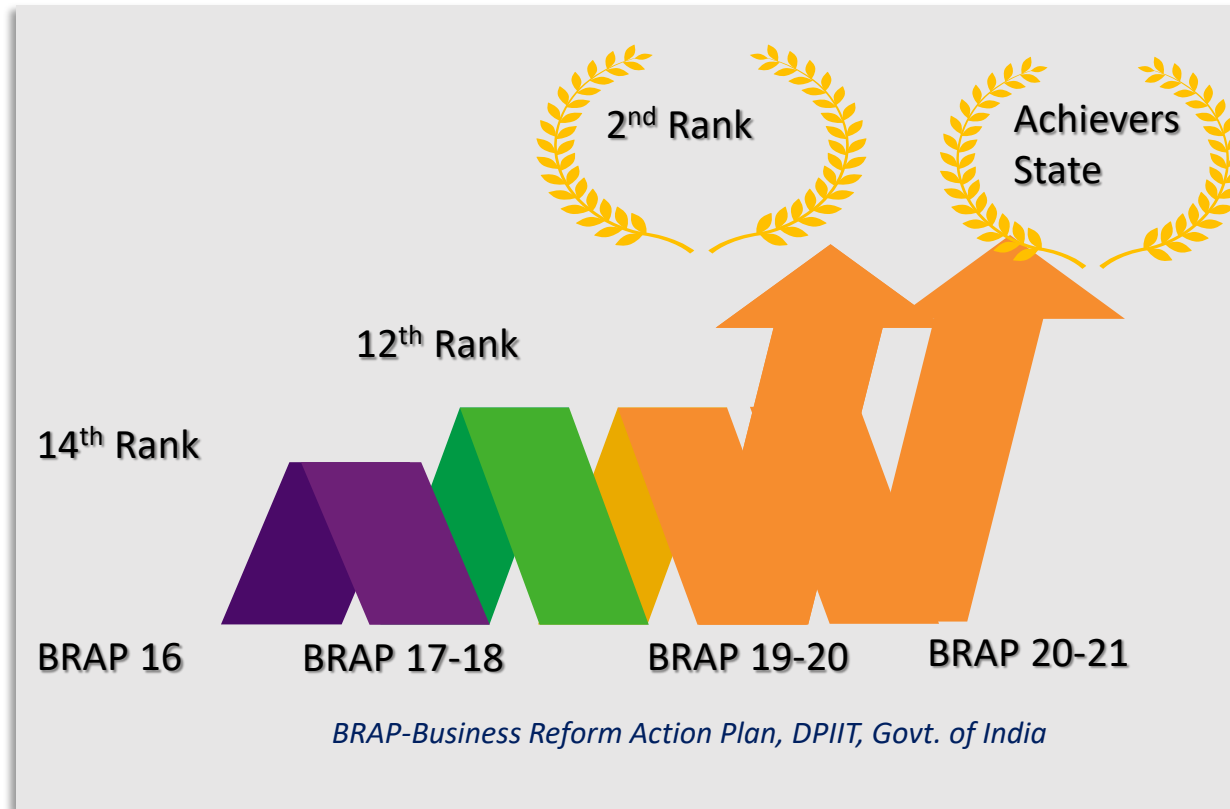


Nivesh Mitra Helpline
0522-2720236/2720238



info@investup.org.in

1. Uttar Pradesh towards 'Ease of Doing Business'....



“ Since 2017 onwards as part of **Ease of Doing Business journey**, UP has implemented more than **600 business reforms** in the state. These are being proven as the **ultimate engine** for **economic growth**. ”

- These reforms have been implemented **across 12 reform areas** such as *single window system, labour regulation enablers, Construction permit, Utility permits, Environment registration, Land Administration and transfer, Paying taxes and Inspection enablers etc.*
- **More than 33 departments in Uttar Pradesh** have been part of this business reform action plan journey so far

Few examples of implemented reforms: Across 12 reform areas...

12. Sector Specific – Healthcare

- Online drug manufacturing/Retail & wholesale licenses

11. Sector Specific – Miscellaneous

- Online licenses for partnership firms/societies etc.

10. Contract Enforcement

- Establishment of **13 commercial courts in UP**

9. Access to Information

Online availability of checklist, procedures, notifications for Licenses

8. Environment Registration

- Implementation of “Online Consent Management and Monitoring System” in UP PCB to allow industries for CTE/CTO

7. Obtaining Utility Permits

- Online water connection/electricity connection
- Requirement of only 3 documents for electricity connection

1. Single Window System

- Implementation of ‘Nivesh Mitra’ single window portal in UP

2. Labour Reforms

- Eased out more than **60 Labour related reforms**
- **Increased validity of license** e.g., Factories license now for 10 years
- Introduced **On spot registration**
- **Eliminate the requirement of renewal** for Shop & Establishments

3. Inspection enablers

- **Implementation of Central Inspection System**(Labour/Legal metrology & PCB)
- **Random allocation** of inspectors
- **Risk based inspections**
- More than **26 types of inspections** based on Self certification/3rd party inspection

4. Land administration and Property registration

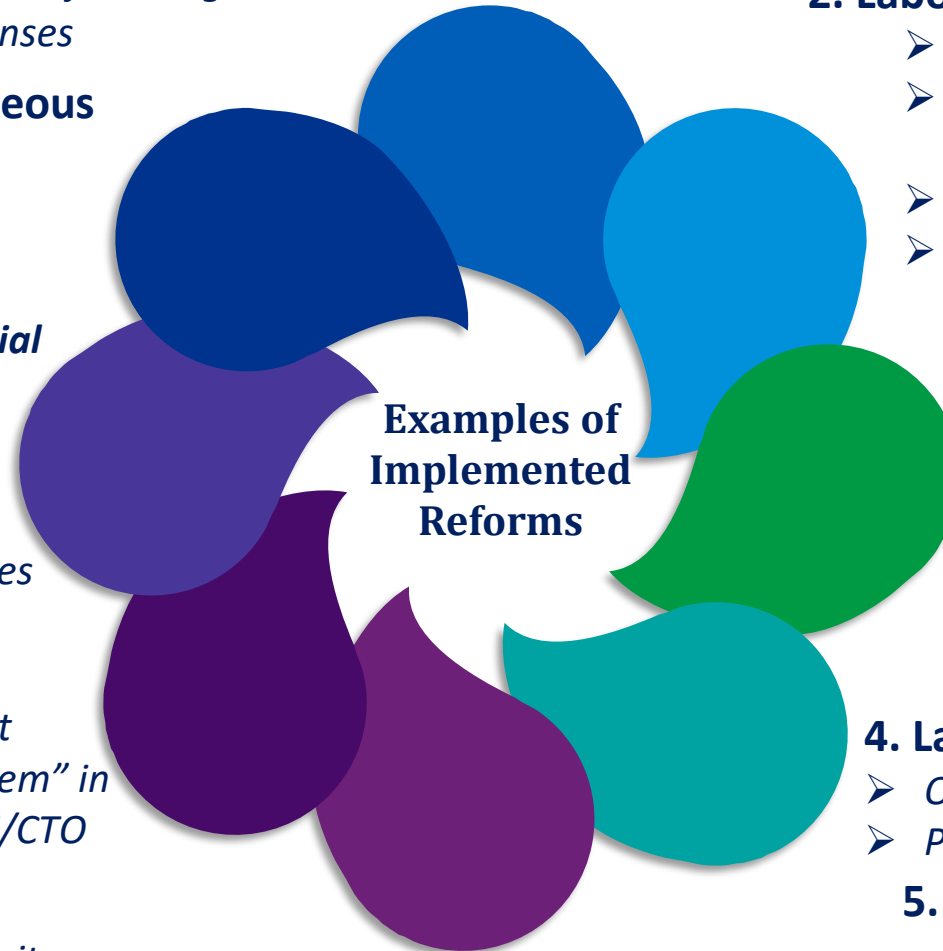
- Online land allocation
- Property registration online

5. Paying Taxes

- Professional Tax repealed in UP

6. Construction Permit

- Implementation of Online Building Plan Approval System(OBPAS) for online construction permits



....& many more⁴⁰

2. 'Minimizing regulatory compliance burden' is another focus area for Government of Uttar Pradesh

- As part of this exercise, **on self assessment basis Uttar Pradesh is identifying existing compliance burden in the state** in due consultation with DPIIT, Govt. of India/NITI Aayog
- These compliances are being minimized for **businesses and citizens both**
- **More than 60 departments** have been involved as part of this exercise
- **So far, Total 4094 compliances** have been minimized under RCB in Uttar Pradesh till 31st March'23

RCB category	No of compliances reduced
Govt. to Business G2B	1162
Govt. to Citizen G2C	1408
Abolish Acts/Rules & Regulations	947
Decriminalization	577
Total: 4094	

2. 'Minimizing regulatory compliance burden': Key Examples

#	Some of these minimized compliance examples:
1	Total 947 Acts/Regulations/Rules of 27 departments have been abolished in Uttar Pradesh
2	More than 27 types of Renewals already allowed on Auto renewal basis (Pollution Control Board/Food Safety & Drug Administration/Legal Metrology/Labour & Urban dept.)
3	More than 10 renewals under more than 7 depts. have been abolished for key licences e.g., Labour-Registration under shop & establishment, Legal metrology; IT Dept for Mobile tower installation; Commercial tax, Film Bandhu, Tourism dept , Food Safety & Drug Administration etc.
4	4 key licenses registrations (Hotel/Travel agency/Professional Tax/Trade License) have been abolished now
5	More than 5 approvals are based on Self certification (Under Registration under The Shops and Establishment Act/ Consent to Establish & Operate for green industries/ Renewal of registered label approval in excise)
6	Single Integrated annual return under all labour laws has been introduced
7	Compounding option introduced for decriminalization under 10 Labour Acts and 1 Transport dept's Motor vehicle Act as well as in Legal Metrology Act 2009 in Legal Metrology dept.